

FISHER[®]

MANUFACTURING COMPANY

Commercial Faucets Since 1936

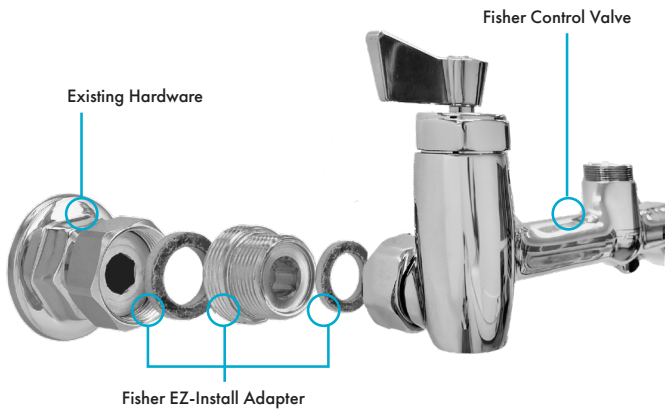
STOCKING DEALER CATALOG

BRASS CERAMIC AND STAINLESS STEEL

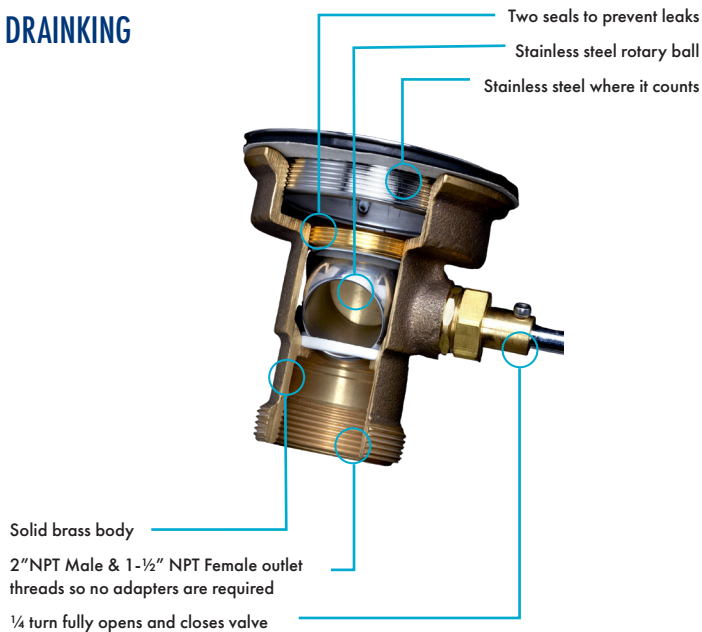


www.fisherfaucets.com | 800-421-6162


EZ INSTALL



DRINKING



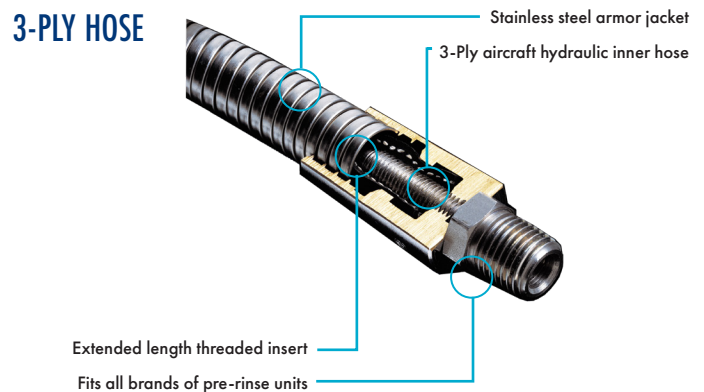
ULTRA SPRAY VALVE



CHEM TEE



3-PLY HOSE





**THE ONLY DO-IT-YOURSELF
REPLACEMENT PRE-RINSE!**

8" BACKSPASH MOUNT PRE-RINSE WITH EX-INSTALLERS ADAPTERS



BRASS	STAINLESS STEEL	
64790	52922	8" c/c Backsplash Pre-Rinse Unit w/EZ Install Adapters
48880	52930	8" c/c Backsplash Pre-Rinse w/ 6" add on faucet w/ EZ Install Adapters
48910	52965	8" c/c Backsplash Pre-Rinse w/ 12" add on faucet w/EZ Install Adapters



8" BACKSPASH MOUNT PRE-RINSE

BRASS	STAINLESS STEEL	
13300	67989	8" c/c Backsplash Pre -Rinse Unit
34430	68071	8" c/c Backsplash Pre -Rinse w/ 6" add on faucet
34410	68128	8" c/c Backsplash Pre -Rinse w/ 12" add on faucet



SINGLE DECK DUAL CONTROL PRE-RINSE

BRASS	STAINLESS STEEL	
21100	53007	Single Deck Dual Control Pre-Rinse Unit
34160	53015	Single Deck Dual Control Pre-Rinse w/ 6" add on faucet
34190	53058	Single Deck Dual Control Pre-Rinse w/ 12" add on faucet



PRE-RINSE COMPONENTS




- Guaranteed for 1 million cycles
Water Saving Ultra Spray Valve - 1.15 gpm

FITS ALL BRANDS

BRASS 2949

STAINLESS STEEL 71307



44" Replacement Pre-Rinse hose

FITS ALL BRANDS

BRASS 2918

STAINLESS STEEL 71404



36" Replacement Pre-Rinse hose (Fisher Only)

2914



Wall Bracket
FITS ALL BRANDS

2902-12



Add-on Faucet - **FITS ALL BRANDS**

BRASS

29060 Add-On Faucet w/ 6" Swing Spout

29120 Add-On Faucet w/ 12" Swing Spout

STAINLESS STEEL

71323 Add-On Faucet w/ 6" Swing Spout

71366 Add-On Faucet w/ 12" Swing Spout



Insulated Handle (Fisher Only)

BRASS 2913

STAINLESS STEEL 71390



Gooseneck Spring
FITS ALL BRANDS

2924-6000



Hose Hook

2925-6300



Chemical Tee/ Pipe to Hose Adapter
FITS ALL BRANDS

BRASS 75673

STAINLESS STEEL 72813



21" Riser Pipe 3/8" Male Inlets
FITS ALL BRANDS

BRASS 2927-4300

STAINLESS STEEL 63363



16" Riser Pipe 3/8" Male Inlets
FITS ALL BRANDS

BRASS 2927-4303

STAINLESS STEEL 71315



Insulated Scrub Brush for Ultra Spray Handle (Fisher Only)

2949-9001

8" BACKSPLASH MOUNT FAUCET WITH EZ INSTALL ADAPTERS

**THE ONLY DO-IT-YOURSELF
REPLACEMENT FAUCET**



BRASS STAINLESS STEEL

64730	61204	8" c/c Backsplash Faucet w/ 6" Swing Spout w/EZ Install Adapters
64760	60801	8" c/c Backsplash Faucet w/ 12" Swing Spout w/EZ Install Adapters

8" BACKSPLASH MOUNT FAUCET



BRASS STAINLESS STEEL

13230	61220	8" c/c Backsplash Faucet w/ 6" Swing Spout
13260	60836	8" c/c Backsplash Faucet w/ 12" Swing Spout

8" DECK MOUNT FAUCET



BRASS STAINLESS STEEL

33100	57630	8" c/c Deck Faucet w/ 6" Swing Spout
33130	57665	8" c/c Deck Faucet w/ 12" Swing Spout

4" DECK MOUNT FAUCET



BRASS STAINLESS STEEL

35100	53740	4" c/c Deck Faucet w/ 6" Swing Spout
35130	53775	4" c/c Deck Faucet w/ 12" Swing Spout

CONTROL VALVES, SWING SPOUTS, & DJ ARMS



BRASS	STAINLESS STEEL	
63810	61506	8" Backsplash and Wall Control Valve w/EZ Install Adapters Swivel
63810	61662 & 70653	8" Backsplash and Wall Control Valve w/ EZ Install Adapters Rigid



BRASS	STAINLESS STEEL	
33000	67385	8" Deck Control Valve Swivel
33000	67407	8" Deck Control Valve Rigid



BRASS	STAINLESS STEEL	
35000	67423	4" Deck Control Valve Swivel
35000	67458	4" Deck Control Valve Rigid



BRASS	STAINLESS STEEL	
3600	62839	4" Backsplash Control Valve Swivel
2600-CV	62936	4" Backsplash Control Valve Rigid



BRASS	STAINLESS STEEL	
3960	54380	6" Swing Spout
3963	54410	12" Swing Spout



BRASS	STAINLESS STEEL	
3000-0003	54461	7" Double Jointed Spout Assy.
4000-0002	55050	13" Double Jointed Spout Assy.



BRASS	STAINLESS STEEL	
3965	54437	12" Swivel/Rigid Gooseneck Spout
3968	54453	6" Swivel/Rigid Gooseneck Spout

GLASS FILLERS



10" Pedestal Glass Filler

BRASS 1008
STAINLESS STEEL 54186



Glass Filler Head 3/8" Female
with 3/8" Close Nipple

FITS ALL BRANDS

BRASS 10200
STAINLESS STEEL 74728



Glass Filler Repair Kit

BRASS 11347
STAINLESS STEEL 71412

REPAIR KITS



CERAMIC

75959 Right Hand Ceramic Stem Repair Kit
75858 Left Hand Ceramic Stem Repair Kit

STAINLESS STEEL

54502 Right Hand Check Stem Repair Kit
54510 Left Hand Check Stem Repair Kit
54518 Right Hand Swivel Stem Repair Kit
54526 Left Hand Swivel Stem Repair Kit



Spray Valve Repair Kit

BRASS 11355
STAINLESS STEEL 71420



OPTIONAL ITEMS



2 ea 1/2" M X 1-3/4" Nipples

FITS ALL BRANDS

BRASS 64238
STAINLESS STEEL 71439



2 ea 1/2" Elbows

FITS ALL BRANDS

BRASS 64211
STAINLESS STEEL 71447



2 ea 36" Water Supply Lines

BRASS 64351




Backflow Preventor for Pre Rinse Units

FISHER ONLY

BRASS 2932-0002

DRAINS



DrainKing, Flat Strainer

BRASS 22209



DrainKing, Basket Strainer

BRASS 22349

BRASS	STAINLESS STEEL		QUANTITY
PRE-RINSE UNITS			
64790	52922	8" c/c Backsplash Pre -Rinse Unit w/EZ Install Adapters	
48880	52930	8" c/c Backsplash Pre -Rinse w/ 6" add on faucet w/ EZ Install Adapters	
48910	52965	8" c/c Backsplash Pre -Rinse w/ 12" add on faucet w/ EZ Install Adapters	
13300	67989	8" c/c Backsplash Pre -Rinse Unit	
34430	68071	8" c/c Backsplash Pre -Rinse w/ 6" add on faucet	
34410	68128	8" c/c Backsplash Pre -Rinse w/ 12" add on faucet	
21100	53007	Single Deck Dual Control Pre-Rinse Unit	
34160	53015	Single Deck Dual Control Pre-Rinse w/6" add on faucet	
34190	53058	Single Deck Dual Control Pre-Rinse w/12" add on faucet	
PRE-RINSE COMPONENTS			
2949	71307	Water Saving Ultra Spray Valve	
2918	71404	44" Replacement Pre-Rinse hose	
2914	2914	36" Replacement Pre-Rinse hose (Fisher Only)	
2902-12	2902-12	Wall Bracket	
29060	71323	Add-On Faucet w/ 6" Swing Spout	
29120	71366	Add-On Faucet w/ 12" Swing Spout	
2913	71390	Insulated Handle (Fisher Only)	
2924-6000	2924-6000	Gooseneck Spring	
2925-6300	2925-6300	Arm Hook	
75673	72813	Chemical Tee	
2927-4300	63363	21" Riser Pipe 3/4" Male Inlets	
2927-4303	71315	16" Riser Pipe 3/4" Male Inlets	
2949-9001	2949-9001	Scrub Brush for Ultra Spray	
DRAINS			
22209	N/A	DrainKing, Flat Strainer	
22349	N/A	DrainKing, Basket Strainer	
GLASS FILLERS			
1008	54186	10" Pedestal Glass Filler	
11347	71412	Glass Filler Repair Kit	
10200	74728	Glass Filler Head 3/4" Female with 3/4" Close Nipple	
CONTROL VALVES, SWING SPOUTS, & DJ ARMS			
63810	61506	8" Backsplash and Wall Control Valve w/ EZ Install Adapters Swivel	
63810	61662 & 70653	8" Backsplash and Wall Control Valve w/EZ Install Adapters Rigid	
33000	67385	8" Deck Control Valve Swivel	
33000	67407	8" Deck Control Valve Rigid	
35000	67423	4" Deck Control Valve Swivel	
35000	67458	4" Deck Control Valve Rigid	
36000	62839	4" Backsplash Control Valve Swivel	
36000	62936	4" Backsplash Control Valve Rigid	
3960	54380	6" Swing Spout	
3963	54410	12" Swing Spout	
3965	54437	12" Swivel/Rigid Gooseneck Spout	
3968	54453	6" Swivel/Rigid Gooseneck Spout	
3000-0003	54461	7" Double Jointed Spout Assy.	
4000-0002	55050	13" Double Jointed Spout Assy.	

BRASS	STAINLESS STEEL		QUANTITY
1/2" FAUCETS			
64730	61204	8" c/c Backsplash Faucet w/ 6" Swing Spout w/EZ Install Adapters	
64760	60801	8" c/c Backsplash Faucet w/ 12" Swing Spout w/EZ Install Adapters	
13230	61220	8" c/c Backsplash Faucet w/ 6" Swing Spout	
13260	60836	8" c/c Backsplash Faucet w/ 12" Swing Spout	
33100	57630	8" c/c Deck Faucet w/ 6" Swing Spout	
33130	57665	8" c/c Deck Faucet w/ 12" Swing Spout	
35100	53740	4" c/c Deck Faucet w/ 6" Swing Spout	
35130	53775	4" c/c Deck Faucet w/ 12" Swing Spout	
REPAIR KITS			
75959	54502	Right Hand Check Stem Repair Kit	
75958	54510	Left Hand Check Stem Repair Kit	
75959	54518	Right Hand Swivel Stem Repair Kit	
75958	54526	Left Hand Swivel Stem Repair Kit	
11355	71420	Spray Valve Repair Kit	
OPTIONAL ITEMS			
64238	71439	2 ea 1/2" M X 1-3/4" Nipples	
64211	71447	2 ea 1/2" Elbows	
64351	64351	2 ea 3/8" Water Supply Lines	
2932-0002	2932-0002	Backflow Preventer	

SHIP TO	
COMPANY NAME:	
ATTN:	
ADDRESS:	
PO #:	DATE:

THE PROGRAM:

- The new stocking dealer minimum order needs to be \$4,000 net a one time purchase for each branch. See your representative for details.
- Guaranteed Sale: If this Point of Purchase doesn't exceed your expectations, return all products to us for a full credit memo.
- 90 Day payment terms on original order.
- Freight is prepaid on original order.